


Post Shore 350 DB and AS 550 Technical Data Guide



SHR

- The Post Shore 350 DB and AS 550 offer you a simple, cost-effective way to shore or reshore.
- Shores can be used individually or in conjunction with frame shoring assemblies.
- Available U-Head provides a saddle to support the stringer or joists.
- Attached quick-release device saves time and energy during stripping.
- Hot-dipped galvanized finish prevents rust and extends life.
- All adjusting hardware is self-contained. No lost or missing parts.
- Both post shores may be used upside-down.

Post shores are designed to support vertical loads. All formwork or supported structures must be restrained from lateral movement.



Post Shores 350 DB and AS 550

Post Shore 350 DB

Part No.	Height	Weight
VFTP552147	6' 6" – 11' 6"	46.4 lbs.

350 DB Load Capacities*

Height (ft.)	6' 6"	7' 0"	7' 6"	8' 0"	8' 6"	9' 0"	9' 6"	10' 0"	10' 6"	11' 0"	11' 6"
Load (lbs.)	6445	6445	6445	6445	6445	6445	6445	5600	5170	4400	3860

Post Shore AS 550

Part No.	Height	Weight
VFTP463087	10' – 18'	74.0 lbs.

AS 550 Load Capacities*

Height (ft.)	10' 0"	10' 6"	11' 0"	11' 6"	12' 0"	12' 6"	13' 0"	13' 6"	14' 0"	14' 6"	15' 0"
Load (lbs.)	9367	8800	8176	7475	6903	6353	5815	5316	4880	4490	4160

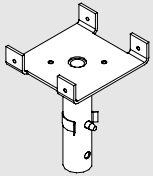
Height (ft.)	15' 6"	16' 0"	16' 6"	17' 0"	17' 5"	18' 0"
Load (lbs.)	3859	3575	3340	3133	2924	2732

Both post shores have a 3" O.D. base and a 2.5" O.D. staff.

* Post shores must be braced or restrained from lateral movement by other means. Capacities indicated are at 3:1 safety factor.

Components

Part No.	Description	Weight
PSU88TW	U-Head 8x8 2-Way	8.1 lbs
VFTA470804	T-Spring Bolt	0.3 lbs.
VFTA002547	Swivel Clamp	4.2 lbs.



PSU88TW

For single 4" wide beams (battered) or bypassing 4" beams



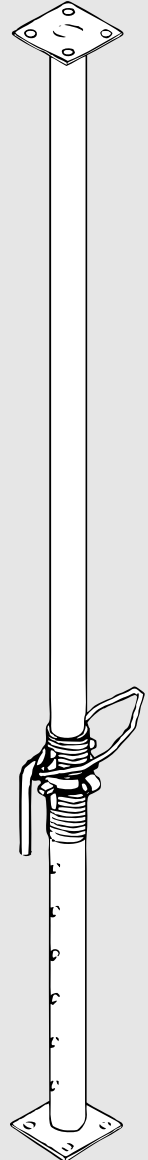
VFTA470804

Required to attach U-Head PSU88TW



VFTA002547

1.9" x 3.0"
Required to attach 1.9" base



VFTP463087

AS 550 may be used upside-down for easier adjustment.

All drawings on this sheet are for illustrative purposes only. This sheet is intended for general information purposes only. Because of the many variables which affect the performance of the product line, some of the information in this brochure may not apply. For specific applications, contact BrandSafway.

NOTE: All scaffolds shall be erected, modified and dismantled only under the supervision of a Competent Person. Erection, use, maintenance and disassembly must conform to current manufacturer's instructions as well as all federal, state, provincial and local regulations. Copies of complete Safety Guidelines for these and other products are available from BrandSafway without charge.